



(I) (a) Statement showing Shareholding Pattern as on March 31, 2015

Name of the Company:		PRIME FOCUS LIMITED		
Scrip Code, Name of the scrip, class of security:		BSE- 532748, NSE- PFOCUS; Equity		
Quarter ended:		31-Mar-15		
Partly paid-up shares:-	No. of partly paid-up shares	As a % of total no. of partly paid-up shares	As a % of total no. of shares of the company	
Held by Promoter / Promoter Group	0	0.00	0.00	
Held by public	0	0.00	0.00	
Total	0	0.00	0.00	
Outstanding convertible securities:-	No. of outstanding securities	As a % of total No. of outstanding convertible securities	As a % of total no. of shares of the company, assuming full conversion of the convertible securities	
Held by Promoter / Promoter Group	0	0.00	0.00	
Held by public	0	0.00	0.00	
Total	0	0.00	0.00	
Warrants:-	No. of warrants	As a % of total no. of warrants	As a % of total no. of shares of the company, assuming full conversion of warrants	
Held by Promoter / Promoter Group	0	0.00	0.00	
Held by public	0	0.00	0.00	
Total	0	0.00	0.00	
Total paid-up capital of the company assuming full conversion of warrants and convertible securities				185,417,436


Statement showing shareholding pattern

Category Code	Category of shareholder	Number of shareholders	Total number of shares	Number of shares held in dematerialised form	Total shareholding as a percentage of total number of shares		Shares pledged or otherwise encumbered	
					(IV)	(V)	As a percentage of (A+B) (VI)	As a percentage of (A+B+C) (VII)
(A)	Promoter and Promoter Group	(III)	(IV)	(V)				
1	Indian							
(a)	Individuals/Hindu Undivided Family	2	77101546	77101546	41.58	41.58	60306000	78.22
(b)	Central Government/State Government(s)	-	-	-	-	-	-	-
(c)	Bodies Corporate	1	4429172	4429172	2.39	2.39	-	-
(d)	Financial Institutions / Banks	-	-	-	-	-	-	-
(e)	Any Other (specify)	-	-	-	-	-	-	-
	Bodies Corporate - Reliance MediaWorks Limited - Person Acting in concert with Promoters	1	43695446	43695446	23.57	23.57	-	-
	Sub Total (A)(1)	4	125226164	125226164	67.54	67.54	60306000	48.16
2	Foreign							
(a)	Individuals (Non-Resident Individuals/ Foreign Individuals)	-	-	-	-	-	-	-
(b)	Bodies Corporate	-	-	-	-	-	-	-
(c)	Institutions	-	-	-	-	-	-	-
(d)	Qualified Foreign Investors	-	-	-	-	-	-	-
(e)	Any Other (specify)	-	-	-	-	-	-	-
	Sub Total (A)(2)	-	-	-	-	-	-	-
	Total Shareholding of Promoter and Promoter Group (A)=(A)(1)+(A)(2)	4	125226164	125226164	67.54	67.54	60306000	48.16
(B)	Public shareholding							
1	Institutions							
(a)	Mutual Funds / UTI	1	53035	53035	0.03	0.03	0	0.00
(b)	Financial Institutions / Banks	3	46782	46782	0.03	0.03	8428	18.02
(c)	Central Government/State Government(s)	-	-	-	-	-	-	-
(d)	Venture Capital Funds	-	-	-	-	-	-	-
(e)	Insurance Companies	-	-	-	-	-	-	-
(f)	Foreign Institutional Investors	1	400000	400000	0.22	0.22	-	-
(g)	Foreign Venture Capital Investors	-	-	-	-	-	-	-
(h)	Qualified Foreign Investors	-	-	-	-	-	-	-
(i)	Any Other (specify)	-	-	-	-	-	-	-
	Sub Total (B) (1)	5	499817	499817	0.27	0.27	8428	1.69
2	Non-institutions							
(a)	Bodies Corporate	324	9505666	9505666	5.13	5.13	8217388	86.45
(b) (i)	Individuals - shareholders holding nominal share capital up to Rs 1 Lakh	11943	10284975	10283595	5.55	5.55	138378	1.35
(ii)	Individual shareholders holding nominal share capital in excess of Rs. 1 Lakh	11	1871655	1871655	1.01	1.01	-	-



[Handwritten signature]

Category code	Category of shareholder	Number of shareholders	Total number of shares	Number of shares held in dematerialised form	Total shareholding as a percentage of total number of shares			Shares pledged or otherwise encumbered				
					(III)	(IV)	(V)	As a percentage of (A+B) (VI)	As a percentage of (A+B+C) (VII)	Number of shares (VIII)	As a percentage (IX) = (VIII)/(IV)*100	
(c)	Qualified Foreign Investors	-	-	-	-	-	-	-	-	-	-	-
(d)	Any Other											
i	Non Resident Indians (Repat)	137	836152	836152		0.45		0.45				
ii	Non Resident Indians (Non Repat)	61	354718	354718		0.19		0.19				
iii	Foreign Companies	1	36549990	36549990		19.71		19.71				
iv	Clearing Member	145	288299	288299		0.16		0.16		29307		10.17
v	Directors / Relatives	-	-	-		-		-		-		-
vi	Foreign Portfolio Investor (Corporate)	-	-	-		-		-		-		-
vii	Trusts	-	-	-		-		-		-		-
	Sub Total (B)(2)	12622	59691455	59690075		32.19		32.19		8385073		14.05
	Total Public Shareholding Public Group (B)=(B)(1)+(B)(2)	12627	60191272	60189892		32.46		32.46		8393501		13.94
	Total (A)+(B)	12631	185417436	185416056		100.00		100.00		68699501		37.05
(C)	Shares held by custodians and against which Depository Receipts have been issued											
i	Promoter and Promoter group	-	-	-		-		-		-		-
ii	Public	-	-	-		-		-		-		-
	Sub Total (C)	-	-	-		-		-		-		-
	GRAND TOTAL (A)+(B)+(C)	12631	185417436	185416056		100.00		100.00		68699501		37.05




[Handwritten signature]

(1)(b) Statement showing holding of securities (including shares, warrants, convertible securities) of persons belonging to the category "Promoter and Promoter Group"

Sr. No.	Name of the shareholder	PAN of the Shareholder	Details of Shares held		Encumbered shares (*)			Details of warrants		Details of convertible securities		Total shares (including underlying shares assuming full conversion of warrants and convertible securities) as a % of diluted share capital
			Number of shares held	As a % of grand total (A)+(B)+(C)	No.	As a percentage (VI)=(V)/(III)*100	As a % of grand total (A)+(B)+(C) of sub-clause (I)(a)	Number of warrants held	As a % of total number of warrants of the same	Number of convertible securities held	As a % of total convertible securities	
	(II)		(III)	(IV)	(V)	(VI)	(VII)	(VIII)	(IX)	(X)	(XI)	(XII)
1	Naresh Malhotra	AADPM9824D	62201546	33.55	55406000	89.07	29.88	-	-	-	-	33.55
2	Namit Malhotra	AACP00384K	14900000	8.04	49000000	32.89	8.04	-	-	-	-	8.04
3	Monsoon Studio Private Limited	AAHCM0799E	4429172	2.39	0	0	2.39	-	-	-	-	2.39
4	Reliance Mediaworks Limited (PAC)	AAACA4252H	43695446	23.57	0	0	23.57	-	-	-	-	23.57
TOTAL			125226164	67.54	60306000	48.16	37.92	-	-	-	-	67.54

(*) The term "encumbrance" has the same meaning as assigned to it in regulation 28(3) of the SAST Regulations, 2011




(I)(c)(f) Statement showing holding of securities (including shares, warrants, convertible securities) of persons belonging to the category "Public" and holding more than 1% of the total number of shares

Sr. No.	Name of the shareholder	PAN of the Shareholder	Number of shares held	Shares as a percentage of total number of shares (i.e., Grand Total (A)+(B)+(C) indicated in Statement at para (I)(a) above)	Details of warrants		Details of convertible securities		Total shares (including underlying shares assuming full conversion of warrants and convertible securities) as a % of diluted share capital
					Number of warrants held	As a % total number of warrants of the same class	Number of convertible securities held	% w.r.t total number of convertible securities of the same class	
1	STANDARD CHARTERED PRIVATE EQUITY (MAURITUS) III LIMITED	AAJCS5416L	36549990	19.71	-	-	-	-	19.71
2	TOP CLASS CAPITAL MARKETS PRIVATE LIMITED	AACCT5800G	7308400	3.94	-	-	-	-	3.94
	TOTAL		43858390	23.65	-	-	-	-	23.65



(1)(c)(ii) Statement showing holding of securities (including shares, warrants, convertible securities) of persons (together with PAC) belonging to the category "Public" and holding more than 5% of the total number of shares of the company

Sr. No.	Name(s) of the shareholder(s) and the Persons Acting in Concert (PAC) with them	PAN of the Shareholder	Number of shares	Shares as a percentage of total number of shares (i.e., Grand Total (A)+(B)+(C) indicated in Statement at para (1)(a) above)	Details of warrants		Details of convertible securities		Total shares (including underlying shares assuming full conversion of warrants and convertible securities) as a
					Number of warrants	As a % total number of warrants of the same class	Number of convertible securities held	% w.r.t total number of convertible securities of the same class	
1	STANDARD CHARTERED PRIVATE EQUITY (MAURITIUS) III LIMITED	AAJCS5416L	36549990	19.71	-	-	-	-	19.71
TOTAL			36549990	19.71	-	-	-	-	19.71



(I) (d) Statement showing details of Locked in shares.

Sr No	Name of the Shareholders	Number of Shares	Shares as a percentage of total number of shares (ie Grand Total (A)+(B)+(C) Indicated of statement at para (I)(a) above	Promoter/Promoter Group/Public
1	Namit Malhotra -AACPM0384K	10000000	5.39	Promoters
	Total	10000000	5.39	

(II) (a) Statement showing details of Depository Receipts (DRs) - NIL

Sr No	Type of outstanding DR (ADRs,GDRs,SDRs etc)	Number of outstanding DRs	Number of shares underlying outstanding DRs	Shares underlying outstanding DRs as a percentage of Total number of shares (ie Grand Total (A) + (B) + (C) indicated in statement at para (i) (a) above
1	N.A.	N.A.	N.A.	N.A.
	TOTAL	N.A.	N.A.	N.A.

(II) (b) statement showing holding of Depository Receipts (DRs) ,where underlying shares held by promoter / promoter group are in excess of 1% of the total number of shares - NIL

Sr No	Name of DR Holder, Type of outstanding DR (ADRs,GDRs,SDRs etc)	No. of shares underlying outstanding DRs	Shares underlying outstanding DRs as a percentage of Total number of shares (ie Grand Total (A) + (B) + (C) indicated in statement at para (i) (a) above
1	N.A.	N.A.	N.A.
	TOTAL	N.A.	N.A.

